

# LUMENLINEAR™ ASYMMETRIC

ANOTHER LUMENRAIL® COMPONENT FOR LIFE SAFETY AND LIGHT.

Our linear product is a state-of-the-art, low-voltage LED light fixture that provides exceptional lighting performance to enhance any stairway, ramp or walkway application. Its soft light provides ample illumination for safety and ambiance without the glare or harshness of overhead lighting. Available with warm, neutral or cool white color temperatures, and a range of solid color options for static hues. Standard, mid and high output offerings make Lumenlinear a highly flexible and practical solution for adding beauty and light to your life safety installations.



- Industry leading output:
  - 70° asymmetric @ 45° above nadir
- Matte and transparent lens options
- Available in:
  - 152, 284 or 413 lpf (4000 °K Values)
- IES full cutoff classification when installed in Wagner Architectural Systems hand rail
- Fully gasketed, extruded aluminum housing
- ETL wet location listed, UL1598 certified
- 5 year warranty
- Cast 316 stainless steel, mechanical mounting
- CCT standard in 5 white options
- 4 solid color options including wildlife amber
- Up to 88 CRI standard, 95+ available upon request
- 14 standard lengths from 6" to 80"

# LUMENLINEAR™ ASYMMETRIC

PROJECT NAME: \_\_\_\_\_

REP AGENCY: \_\_\_\_\_

APPROX. LINEAR FT. \_\_\_\_\_



SCAN QR CODE  
for technical information, downloads, instructions,  
and system configuration guides




LUMENLINEAR™  
ANOTHER  
LUMENRAIL®  
COMPONENT  
FOR LIFE SAFETY  
AND LIGHT.

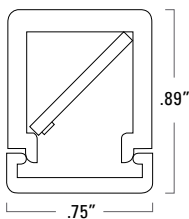
## PART NUMBER BUILDER

LULS40K6070TA24	LULS							
EXAMPLE	FIXTURE TYPE	COLOR TEMP	FIXTURE WATTAGE	BEAM ANGLE	LENS OPTION	LENGTH NOMINAL - ASSEMBLED		
	<b>LULS</b> Lumenrail Linear	<b>27K</b> - 2700° K <b>30K</b> - 3000° K <b>35K</b> - 3500° K <b>40K</b> - 4000° K <b>50K</b> - 5000° K	<b>BLU</b> Blue <b>GRN</b> Green <b>RED</b> Red <b>AMB</b> Wildlife Amber	<b>20</b> - 1.85 W/FT <b>40</b> - 3.57 W/FT <b>60</b> - 5.45 W/FT	<b>70°</b> - 70° Spread <i>Main Beam @ 45° above nadir</i>	<b>TA</b> - Transparent Asymmetric <b>MA</b> - Matte Asymmetric	<b>6</b> - 7.64" <b>12</b> - 13.51" <b>18</b> - 19.39" <b>24</b> - 25.33" <b>30</b> - 31.23" <b>36</b> - 37.14" <b>42</b> - 43.07"	<b>48</b> - 48.95" <b>54</b> - 54.89" <b>60</b> - 60.83" <b>66</b> - 67.20" <b>72</b> - 73.20" <b>78</b> - 79.20" <b>84</b> - 85.20"

## ELECTRICAL SPECIFICATIONS

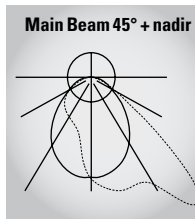
 All electrical connections to be made by a qualified electrician in accordance with all national, state and local electrical codes.	<b>24VDC</b>	<b>ETL LISTED WET, UL 1598/CSA 22.2</b>	<b>0-10V INPUT (PWM)</b>	<b>-40°F TO +120°F</b>
	<b>INPUT VOLTAGE</b>	<b>CERTIFICATIONS</b>	<b>DIMMING</b>	<b>OPERATING TEMP</b>
	<b>CLASS 2 REQUIRED</b>	<b>5 YEARS</b>	<b>UP TO 77 LM/W LED</b>	<b>UP TO 88 (95+ AVAIL. UPON REQUEST)</b>
	<b>DRIVER</b>	<b>WARRANTY</b>	<b>EFFICIENCY</b>	<b>CRI</b>

## CONSTRUCTION



An extruded aluminum housing and fully gasketed assembly insure heat dissipation and ingress protection to IP67. Stainless steel hardware and mechanical attachment promote easy installation and longevity.

## PHOTOMETRICS



The asymmetric output has industry leading performance with a (70°) beam spread, focused on 45° above nadir. Installed in Wagner Lumenrail®, Lumenlinear performs with full IES cutoff. Reports to view or download are available by scanning the QR code or visiting our website.

## LUMENGEAR™ - LED DRIVER & NEMA ENCLOSURE OPTIONS

Wagner offers multiple ETL listed options for both 24VDC power supplies and NEMA enclosures. Quantities and types will be configured based on your specifications and design. Additional specification options are available by request. Not all options apply to all products, please verify compatibility with the factory.

### CLASS II DRIVERS:

- \*STD 100W Non Dim
- 0-10V (PWM)
- Multiple Wattages
- 24VDC

### NEMA ENCLOSURES:

4X, 6

### LUMENPOST™:

Integrated 100W,  
0-10V DIM

Specifications may change without prior notice, verify data at time of order, all rights reserved