

LUMENPOD® 16

Photometric Performance

Another Lumenrail® Component for Life Safety and Light



SCAN QR CODE
for technical information,
downloads and instructions.

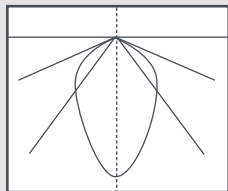


Wagner Architectural Systems' Lumenpod point-source solution, provides the output and options to meet your lighting requirements. Its focused output provides ample illumination for safety and ambiance without the glare or harshness of overhead lighting. Available with warm, neutral or cool white color temperatures, and a range of solid color options for static hues. A variety of optics assist in further definition of your lighting specification and the low- and high-output offerings make Lumenpod a highly flexible and practical solution for adding beauty and light to your life safety installations.

Wagner offers multiple ETL listed options for both 24VDC power supplies and NEMA enclosures. Quantities and types will be configured based on your specifications and design. Additional specification options are available by request. Not all options apply to all products, please verify compatibility with the factory.

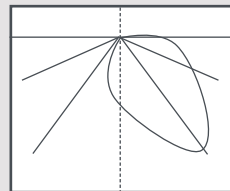
ISOCANDELA OUTPUT

70°



Symmetric Orientation

70° @ +25° above nadir



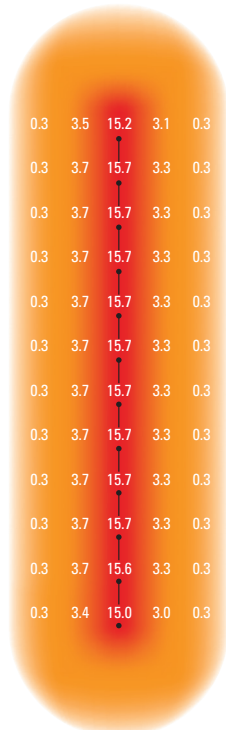
Asymmetric Orientation

Asymmetric performance can be fine tuned on fabricated systems by specifying the fixture's rotation around the rail diameter. The angle you choose specifies the main beam's aim above nadir. A standard 25° rotation with the 70° optic and 500mA drive current provides 0.2fc @ 5'.

FEATURES:

- 116 lumens per watt LED
- CCT standard in 2 white options, 4 available
- Solid color options including wildlife amber
- 5 IES supported distributions available
- 16° to 94° beam spread distribution range
- Up to 80+ CRI standard
- Stainless steel construction, IK10 rated
- 24VDC, IP67, 5-year warranty

ILLUMINANCE PLOTS

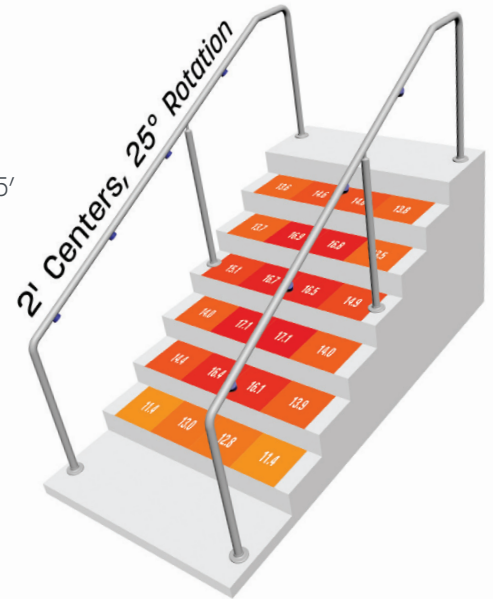


25' X 10' Wide Ramp - Isofootcandle Plot:

- (13) LULF40K705 = Lumenpod - 4000K - 70° - 500mA
- Symmetric Distribution: 70°@ nadir - center rail
- Fixtures 24" on center, railing height 36"
- (Isofootcandles) calculation points on 2' centers, 0.3fc @ 5'

4' Wide Staircase:

- (8) LULF40K705 = Lumenpod - 4000K - 70° - 500mA
- Asymmetric orientation: 70° rotated to 25° above nadir
- Fixtures 24" on center
- Railing height 36"
- Avg. fc - min/max



LED Performance	Fixture Lumens	Projected Life (L70)
1.0W @ 350mA	73	100,000 Hours+
1.5W @ 500mA	101	50,000 Hours+

@wagnercompanies



888-243-6914 // rfq@mailwagner.com
10600 West Brown Deer Road // Milwaukee, WI 53224, USA

© 2021 R&B Wagner, Inc. All Rights Reserved.
WagnerCompanies.com
LULF PHOT R5



Page 1 of 1