

LUMENPOD® 28

Photometric Performance

Another Lumenrail® Component for Life Safety and Light



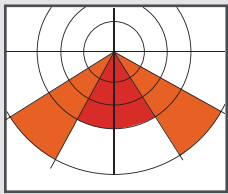
SCAN QR CODE
for technical information,
downloads and instructions.



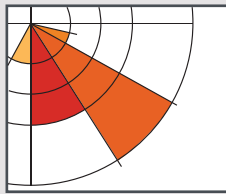
Wagner™ Architectural Systems Lumenpod, point source solutions, provide the output and options to meet your lighting requirements. Their controlled light provides ample illumination for safety and ambiance without the glare or harshness of overhead lighting. Available with a range of warm to cool white color temperatures, and solid color options for static hues. Symmetric or asymmetric versions assist in further definition of your lighting specification and the standard or high-output offerings make Lumenpod a highly flexible and practical solution for adding beauty and light to your curvilinear or straight run life safety installations.

Wagner offers multiple ETL listed options for both 24VDC power supplies and NEMA enclosures. Quantities and types will be configured based on your specifications and design. Additional specification options are available by request. Not all options apply to all products, please verify compatibility with the factory.

LUMINAIRE CLASSIFICATION SYSTEM OUTPUT



Symmetric LCS Graph

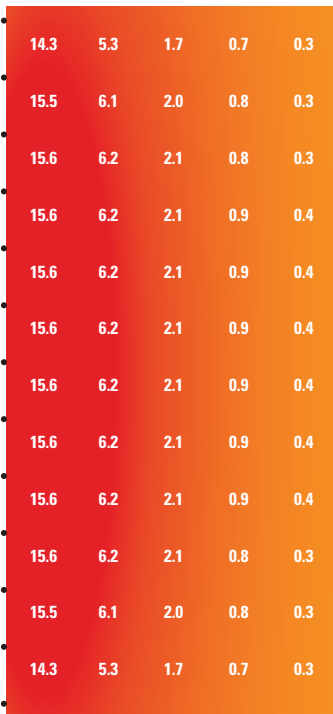


Asymmetric LCS Graph

FEATURES:

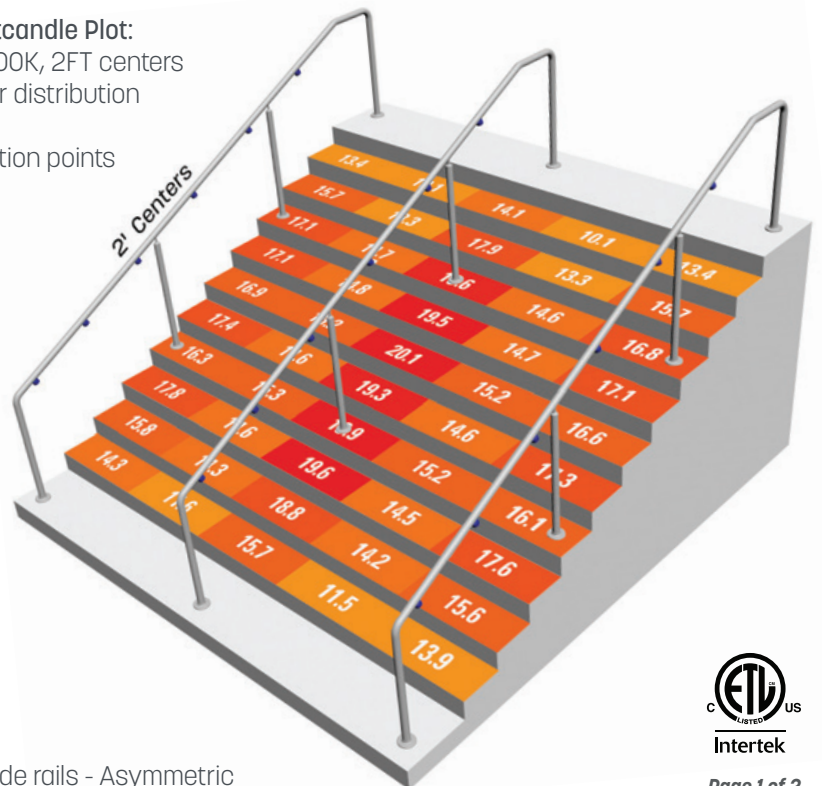
- L70 = 50,000 hours +
- Rectilinear distribution promotes uniformity
- Dramatic backlight cutoff from effective asymmetric shielding
- CCT standard in 4 white options
- 4 solid color options including wildlife amber
- Up to 88 CRI standard
- ETL listed, wet location rated
- Industry leading forward throw output
- IP68, IK9, 5-year warranty
- Cast stainless steel face & aluminum heat sink housing
- Designed, engineered and manufactured in the USA
- US PAT. # 10,612,734 B2

ILLUMINANCE PLOTS



10' Wide Walkway Isofootcandle Plot:

- (5) LULR6640KA5= 4000K, 2FT centers
- Asymmetric, Rectilinear distribution
- Railing height 36"
- (Isofootcandle) calculation points on 2' center: 0.4fc @10'



10' Wide Staircase:

- 6" rise, 12" treads
- LULR6630KA5 Outside rails - Asymmetric
- LULR6630KS5 Center rail - Symmetric



Intertek

Page 1 of 2

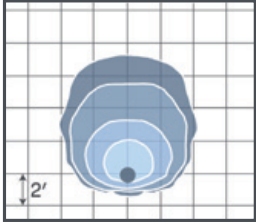
LUMENPOD® 28

Photometric Performance

Another Lumenrail® Component for Life Safety and Light



SCAN QR CODE
for technical information,
downloads and instructions.



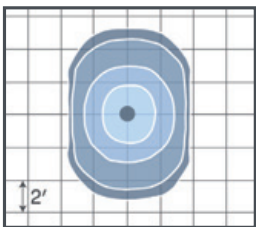
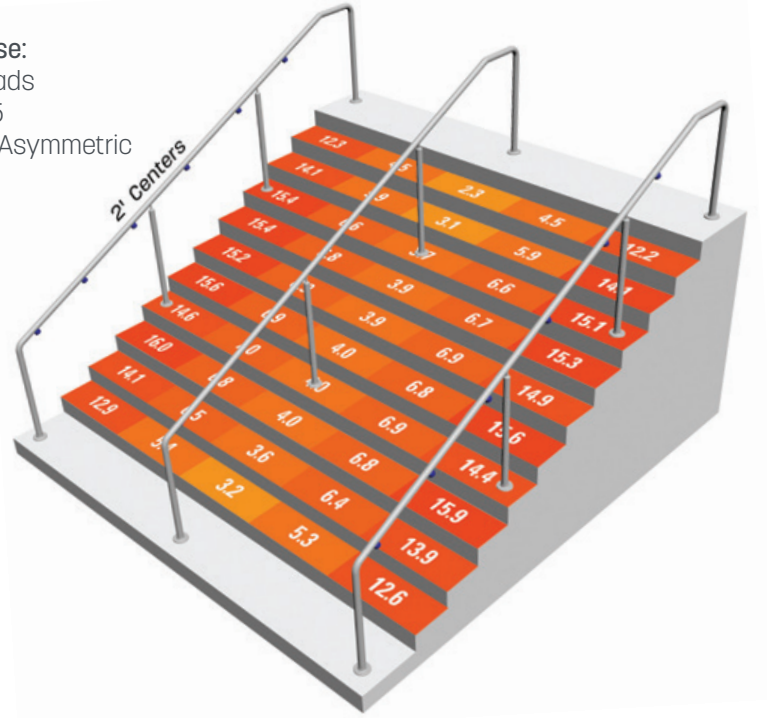
Asymmetric Performance

The unique optical distribution from our asymmetric version is designed for maximum throw and cutoff.

- Rectilinear distribution promotes uniformity
- Dramatic back-light cutoff from effective shielding
- Up to 122 lumens per watt LED

10' Wide Staircase:

- 6" rise, 12" treads
- LULR6630KA5
- Outside rails - Asymmetric



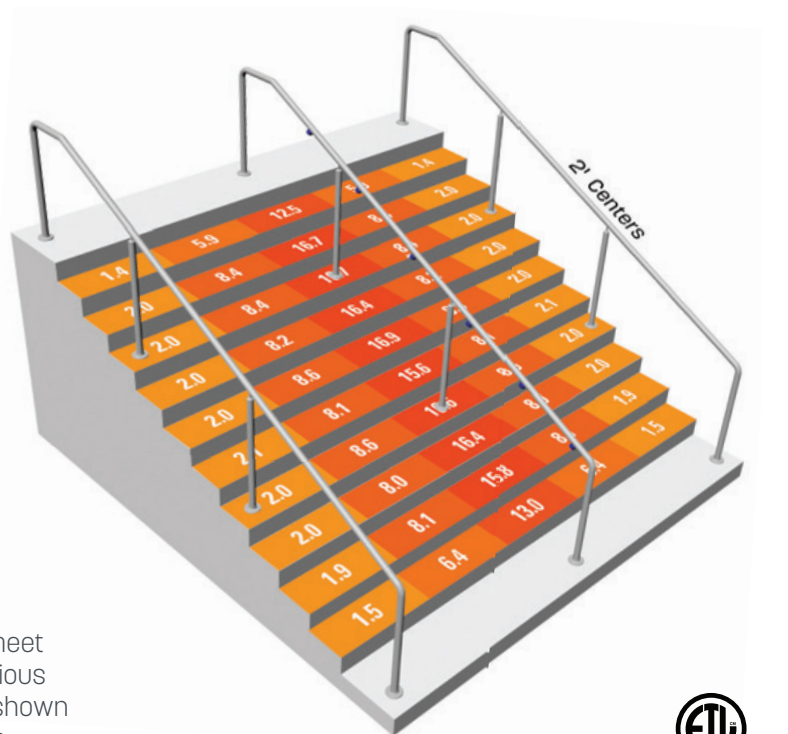
Symmetric Performance

The unique optical distribution from our symmetric version is designed for maximum throw.

- 93° optical distribution
- Standard in 4 CCT white and solid colors
- Up to 122 lumens per watt LED

10' Wide Staircase:

- 6" rise, 12" treads
- LULR6630KS5
- Center rail - Symmetric



Either symmetric or asymmetric versions can adequately meet code requirements when specified on installations with various widths and railing configurations. All application examples shown with recommended 2' spacing at 36" above the stair treads. IES files available for download on our website.

@wagnercompanies



888-243-6914 // rfq@mailwagner.com
10600 West Brown Deer Road // Milwaukee, WI 53224, USA

© 2021 R&B Wagner, Inc. All Rights Reserved.
WagnerCompanies.com
LULR PHOT R2

