

LUMENRAIL®

Installation Instructions

Another Lumenrail® Document for Life Safety and Light

WARNING: TO REDUCE RISK OF ELECTRIC SHOCK, TURN OFF THE ELECTRICAL SUPPLY BEFORE INSTALLING OR SERVICING THE SYSTEM. FAILURE TO DO SO MAY RESULT IN SERIOUS INJURY AND/OR DAMAGE TO THE COMPONENTS.



LIGHTING SAFETY INSTRUCTIONS

READ THE INSTALLATION INSTRUCTIONS IN THEIR ENTIRETY BEFORE INSTALLING. IT IS IMPORTANT TO LEAVE THESE INSTRUCTIONS WITH THE OWNER OR FACILITY MANAGER OF THE BUILDING FOR FUTURE REFERENCE.

- **Caution:** Installation must be performed by a licensed electrician and all wiring must conform to local, state and national electrical codes
- LED driver: 24VDC, Class 2, configured in a listed system of components
- Mount remote driver(s) in a NEMA rated enclosure
- Systems may be used in a wet location with a suitably rated enclosure and connections
- All electrical components must be grounded and Wagner Architectural recommends connection to a GFCI circuit per local codes and/or the NEC
- This product must be installed in a manner consistent with its intended use
- For trouble-shooting, installation questions and replacement component orders, contact Wagner at 888-243-6914

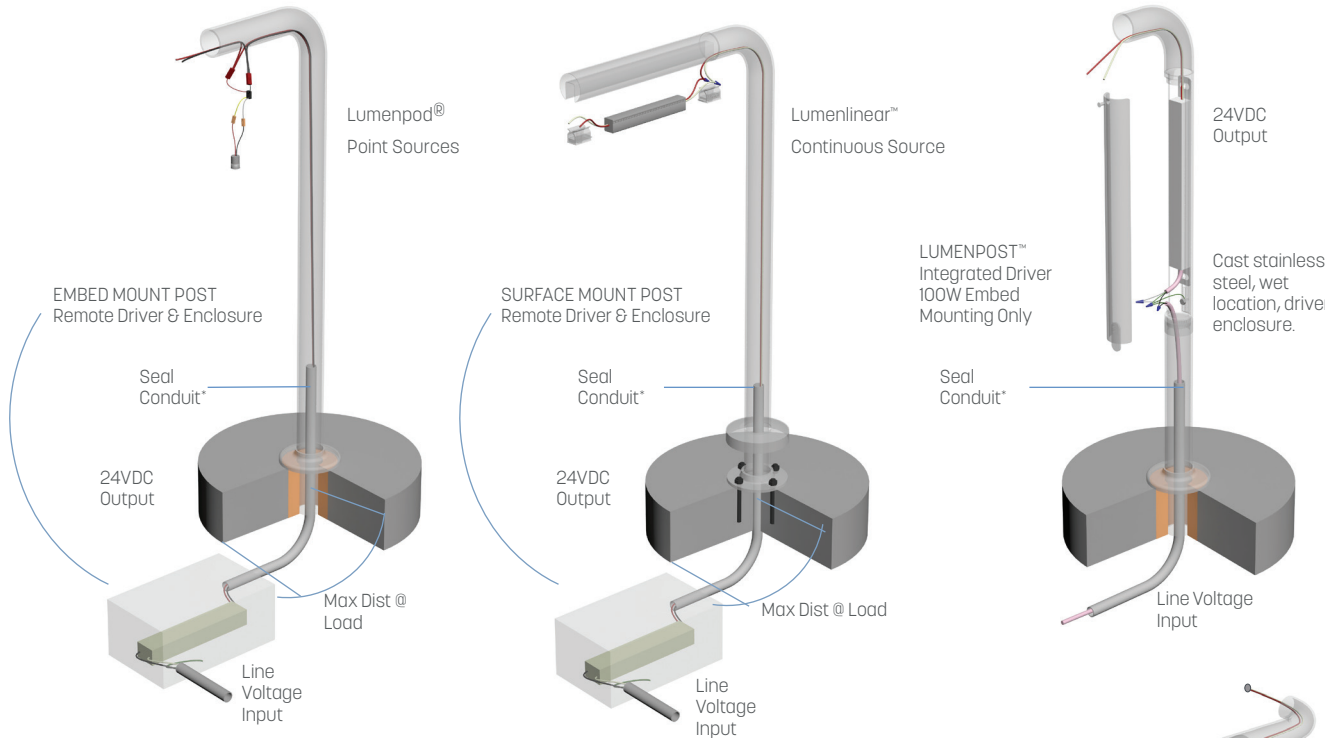


SCAN QR CODE for technical information, downloads and instructions.

Note: Lumenrail® is a 24VDC, low-voltage luminaire. Do not connect Lumenrail® directly to line voltage (120-277-347VAC) or unregulated 24VDC low-voltage supplies. **Failure will result and all warranties will be void.**

LUMENRAIL SYSTEM WIRING

Most Lumenrail Fixtures can be specified with any of our post or wall mounting options. Contact factory for details.



*Seal conduit with RTV or silicone, prior to rail installation, to prevent moisture intrusion.

Maximum Remote Distance - 100W / 24VDC Driver				
To First Fixture	10 AWG	12 AWG	14 AWG	16 AWG
Lumenlinear™	120'	71'	46'	29'
Lumenpod®	95'	70'	45'	20'
Bantam™	95'	70'	45'	20'

Actual distances may vary depending on the total load, DC/DC current and fixture spacing. Verify all distance calculations with overall design of system. Conductor supply and project gauge specification by others.

@wagnercompanies



888-243-6914 // rfq@mailwagner.com
10600 West Brown Deer Road // Milwaukee, WI 53224, USA

WALL MOUNT

24VDC input from remote driver

It is recommended that use of a Wall Grommet, SpeedPort or equal, is employed to protect the conductors through the wall material.

LUMENRAIL®

Installation Instructions

Another Lumenrail® Document for Life Safety and Light

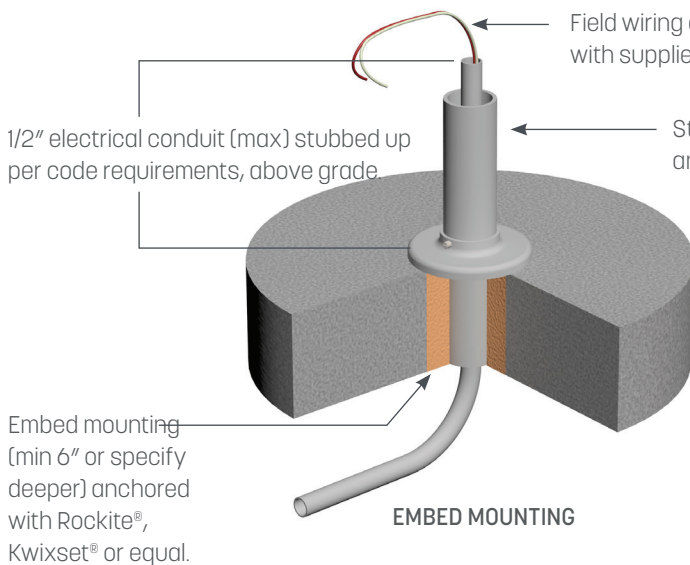


RAILING SAFETY INSTRUCTIONS

WAGNER ARCHITECTURAL SYSTEMS ARE ENGINEERED TO MEET IBC, ADA AND NFPA WHEN PROPERLY INSTALLED.

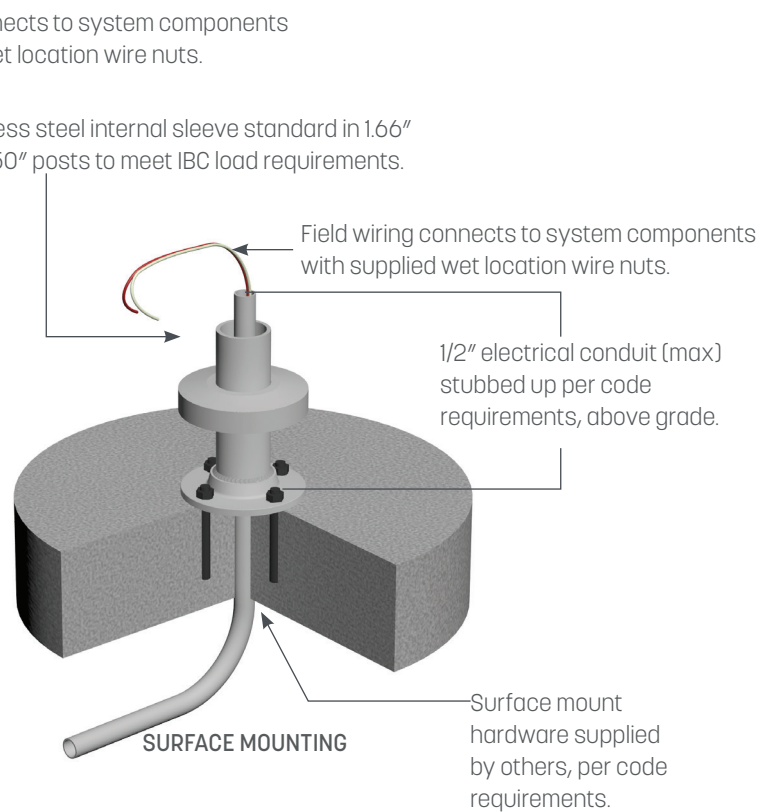

- Check and confirm all local railing code requirements
- A structural analysis may be required per local codes and is the responsibility of the customer
- Verify with the railing manufacturer that intended retrofit installations will not degrade the integrity of their railing
- CAUTION: It is highly recommended that a professional railing installer be used for ANY rail system, illuminated or not
- Please contact the factory for field installations: 888-243-6914 or email us: systems@mailwagner.com

LUMENRAIL SYSTEM MOUNTING



EZ Sleeves, for poured hole locations, are available from shopwagner.com Item # EZ3006-10

WALL MOUNTING



Lumenrail® is also available for mounting to guardrail, glass and post systems by others. Contact the factory for details.

HANDRAILS AND GUARDS

Defined by building codes, handrails are in place to provide guidance, while the purpose of a guard(rail) is to prevent accidental falls. Handrails are located between 34" and 38" and by code, have dimensional limitations for grasp-ability. Guards are generally required for ramps, stairs or landings above 30" in height. The height of a guardrail will vary by code, but most commercial applications require a minimum of 42". Always confirm the specifications of a railing installation with your local codes.

Specifications may change without prior notice. Verify data at time of order. All rights reserved.

@wagnercompanies



888-243-6914 // rfq@mailwagner.com
10600 West Brown Deer Road // Milwaukee, WI 53224, USA

© 2021 R&B Wagner, Inc. All Rights Reserved.
WagnerCompanies.com
LUSY INST R4