

LUMENRAIL® FIXTURE QTY, DIST, GAGE SPECS

Installation Instructions

Another Lumenrail® Document for Life Safety and Light



Lumenpod® 16: Quantity, Distance & Conductor Specification Sample

Wire Gauge	16 AWG	14 AWG	12 AWG	10 AWG
Remote Distance to First Pod	20'	45'	70'	95'

Suitable Values for 500mA Drive Current With:

- 42 Pods on 2' spacing using our 100W standard driver
- 26 Pods on 2' spacing using our 100W USA driver

Actual distances will vary depending on the total load, drive current, wire gauge and fixture spacing.

Verify all distance calculations with overall design of system. Conductor supply and gauge specification by others.

Fixture Wattage

Per/Lumenpod® 16

1.7W @ 350mA
2.2W @ 500mA



Bantam™: Quantity, Distance & Conductor Specification Sample

Wire Gauge	16 AWG	14 AWG	12 AWG	10 AWG
Remote Distance to First Bantam	20'	45'	70'	95'

Suitable Values for 500mA Drive Current With:

- 36 Bantams on post spacing (7' intermediate conductors) using our 100W standard driver
- 20 Bantams on post spacing (7' intermediate conductors) using our 100W USA driver


Actual distances will vary depending on the total load, drive current, wire gauge and fixture spacing.

Verify all distance calculations with overall design of system. Conductor supply and gauge specification by others.

Fixture Wattage

Per/Bantam™

1.7W @ 350mA
2.2W @ 500mA



Bantam™ SQ: Quantity, Distance & Conductor Specification Sample

Wire Gauge	16 AWG	14 AWG	12 AWG	10 AWG
Remote Distance to First Bantam	20'	45'	70'	95'

Suitable Values for 500mA Drive Current With:

- 36 Bantams on post spacing (7' intermediate conductors) using our 100W standard driver
- 20 Bantams on post spacing (7' intermediate conductors) using our 100W USA driver

Actual distances will vary depending on the total load, drive current, wire gauge and fixture spacing.

Verify all distance calculations with overall design of system. Conductor supply and gauge specification by others.

Fixture Wattage

Per/Bantam™

1.7W @ 350mA
2.2W @ 500mA



Lumenpod® 28: Quantity, Distance & Conductor Specification Sample

Wire Gauge	16 AWG	14 AWG	12 AWG	10 AWG
Remote Distance to First Pod	20'	45'	70'	95'

Suitable Values for 100W, 24VDC @ 500mA Drive Current With:

- 42 Pods on 2' spacing using our 100W standard driver
- 26 Pods on 2' spacing using our 100W USA driver


Actual distances will vary depending on the total load, drive current, wire gauge and fixture spacing.

Verify all distance calculations with overall design of system. Conductor supply and gauge specification by others.

Fixture Wattage

Per/Lumenpod® 28

1.7W @ 350mA
2.2W @ 500mA



Lumenpod® 30: Quantity, Distance & Conductor Specification Sample

Wire Gauge	16 AWG	14 AWG	12 AWG	10 AWG
Remote Distance to First Pod	20'	45'	70'	95'

Suitable Values for 100W, 24VDC @ 500mA Drive Current With:

- 36 Pods on post spacing (7' intermediate conductors) using our 100W standard driver
- 20 Pods on post spacing (7' intermediate conductors) using our 100W USA driver

Actual distances will vary depending on the total load, drive current, wire gauge and fixture spacing.

Verify all distance calculations with overall design of system. Conductor supply and gauge specification by others.

Fixture Wattage

Per/Lumenpod® 28

1.7W @ 350mA
2.2W @ 500mA

LUMENRAIL® FIXTURE QTY, DIST, GAGE SPECS

Installation Instructions

Another Lumenrail® Document for Life Safety and Light




Lumenlinear™: Distance & Conductor Specification Example

Wire Gauge	18 AWG	16 AWG	14 AWG	12 AWG	10 AWG
Distance to First Fixture	18'	29'	46'	71'	120'

Suitable Values for 100W, 24VDC @ 500mA Drive Current.

Actual distances will vary depending on the total load, drive current, wire gauge and fixture spacing.

Verify all distance calculations with overall design of system. Conductor supply and gauge specification by others.



Lumenlinear™ - Lumens/FT Specifications Using 120° Output

Lens Specification	2W/FT		4W/FT		6W/FT	
	Matte	Transparent	Matte	Transparent	Matte	Transparent
CCT 3000 K	131 lm	147 lm	235 lm	268 lm	336 lm	383 lm
CCT 4000 K	132 lm	152 lm	247 lm	284 lm	361 lm	413 lm

Download IES files from our website or contact factory for other configuration data.



Lumenlinear™: Conductor Qty. By-Pass Limitations

Wire Gauge	1.5" D	1.66" D	1.90" D
14 AWG	2	2	6
12 AWG	X	X	4
10 AWG	X	X	2

Conductor supply and gauge specification by others.

Light Run Lengths by W/FT - 100W

2W/FT	4W/FT	6W/FT
40FT	20FT	13FT